

Thank you for your footwear order it is greatly appreciated.

Remember-You are commissioning us to custom make your new footwear just for you. Please allow time for us to reach you in line and create your new footwear. We do not stock cheaply made footwear from overseas. We offer our customers only the finest handcrafted footwear that is historically accurate and custom made to order. The footwear is made of only top grade materials right here in our shop in Neosho, Missouri.

Name_____			
Street Address_____			
City_____	State_____	Zip_____	
Email_____			
Phone_____	Age_____	Weight_____	Height_____

Attach this page and your tracings to a copy of your paid invoice and mail to the address below. May we suggest US Priority Mail with tracking so you will know we have received your tracings and measurements? Do not send mail requiring a signature it will not be accepted.

**MISSOURI BOOT & SHOE COMPANY
15011 FALCON ROAD
NEOSHO, MO 64850 USA**

If you have any other information you would like to add please write it below this line.

Name
Phone
Email
Modern Day Shoe Size Both Length & Width Examples: 10 EE or 10 ½ Wide

Right Foot Tracing

List Your Right Foot Measurements Here
Ball
Waist
Instep
Heel
Calf If ordering boots.



Measuring & Tracings Instructions

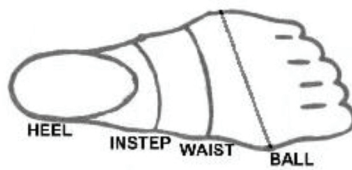
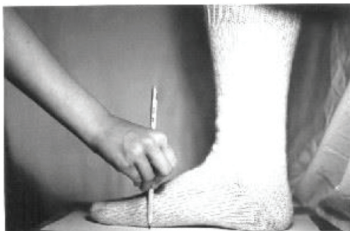
Scan QR Code At Left

Or View On Our Website At
www.missouribootandshoe.com

Follow the directions with care. For best results you will need an assistant.

Line up the top of page 3 with the line below, tape in place.

↑ Carefully line up the top of this page with line at bottom of Page 2. ↑



Right Foot Tracing

Name
Phone
Email
Modern Day Shoe Size Both Length & Width Examples: 10 EE or 10 ½ Wide

Left Foot Tracing

List Your Right Foot Measurements Here
Ball
Waist
Instep
Heel
Calf If ordering boots.



Measuring & Tracings Instructions

Scan QR Code At Left

Or View On Our Website At

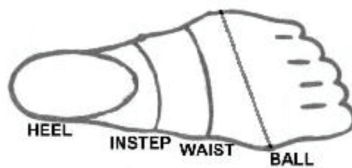
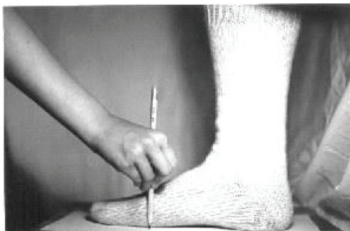
www.missouribootandshoe.com

Follow the directions with care. For best results you will need an assistant.

Line up the top of page 5 with the line below, tape in place.

↑ Carefully line up the top of this page with line at bottom of Page 4. ↑

Page 5



Left Foot Tracing